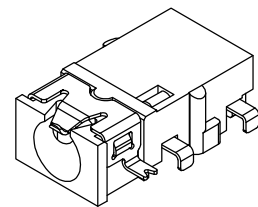
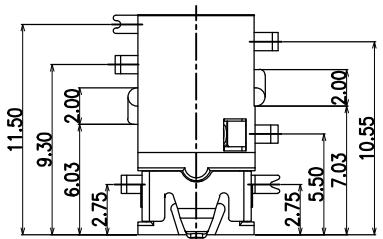
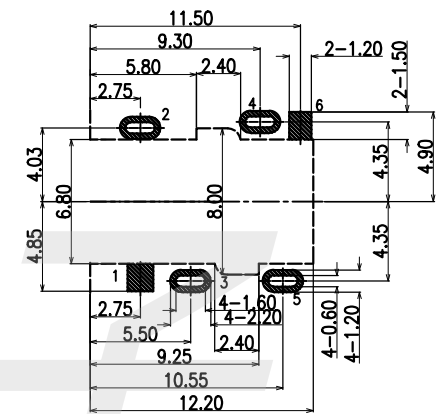
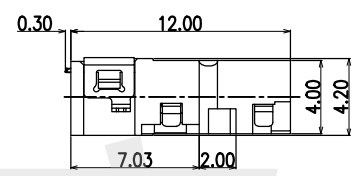
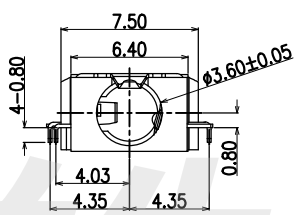


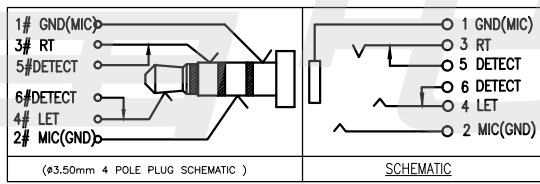
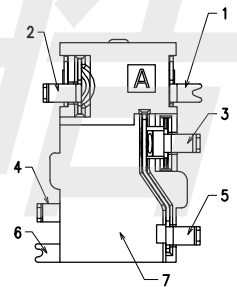
- NOTES:
- CONTACT CURRENT RATING: 1A.
  - CONTACT RESISTANCE: 50 mΩ MAX.;
  - INSULATION RESISTANCE: 100MΩ MIN.;
  - DIELECTRIC WITHSTANDING: 500V AC MIN.;
  - DURABILITY: 5,000 CYCLES MIN.;
  - CONNECTOR MATING FORCES: 30N MAX.;
  - CONNECTOR UNMATING FORCES: 3N MIN.;



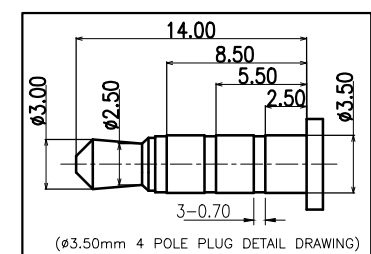
3D VIEW



P.C.B LAYOUT  
TOP VIEW



ITEM	PART NAME	Q'TY	MATERIAL	REMARK
⑦	HOUSING	1	HIGHT TEMPERATURE PLASTIC COLOR BLACK	
⑥	CONTACT 6#	1	STAINLESS STEEL; NICKEL UNDER PLATING OVERALL,GOLD FLASH ON SOLDER AREA	T=0.20mm
⑤	CONTACT 5#	1	STAINLESS STEEL; NICKEL UNDER PLATING OVERALL,GOLD FLASH ON SOLDER AREA	T=0.20mm
④	CONTACT 4#	1	COPPER ALLOY; NICKEL UNDER PLATING OVERALL,GOLD FLASH PLATING ON SOLDER AREA ,GOLD FLASH PLATING ON CONTACT AREA	T=0.20mm
③	CONTACT 3#	1	STAINLESS STEEL; NICKEL UNDER PLATING OVERALL,GOLD FLASH ON SOLDER AREA	T=0.20mm
②	CONTACT 2#	1	COPPER ALLOY; NICKEL UNDER PLATING OVERALL,GOLD FLASH PLATING ON SOLDER AREA ,GOLD FLASH PLATING ON CONTACT AREA	T=0.20mm
①	CONTACT 1#	1	STAINLESS STEEL; NICKEL UNDER PLATING OVERALL,GOLD FLASH ON OVERALL;	T=0.20mm



HAOFU ELECTRONCS TECHNOLOGY CO.,LTD

COPYRIGHT RESERVED,PLEASE DO NOT COPY.

PART NAME		PHONE JACK		DRAWING	Y,C,ZHANG	DWG.No.	SBICL
PART NO.		PJ-399G		CHECK	G.C.Chen	REV.	A1
UNIT : mm	TOLERANCE OTHERWISE	UP TO 5 ABOVE 5 ~30 ABOVE 30 ANGLE	$\pm 0.2$ $\pm 0.3$ $\pm 0.5$ $\pm 3'$	APPROVAL		DATE	
	ANGLE	$0' \pm 3'$		SCALE	2:1	PAGE	1 OF 1