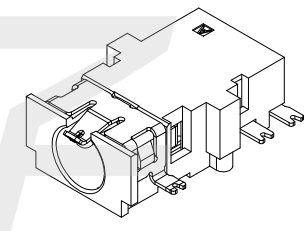
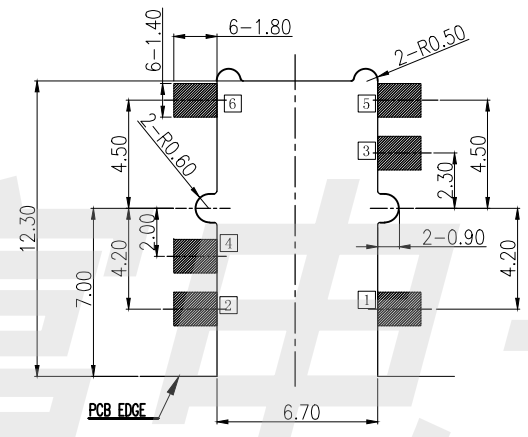
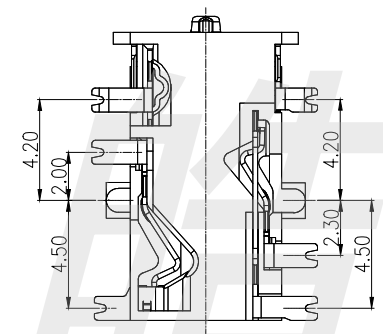
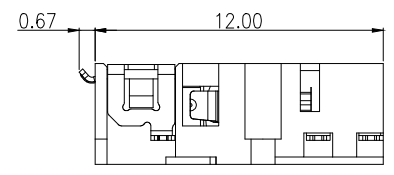
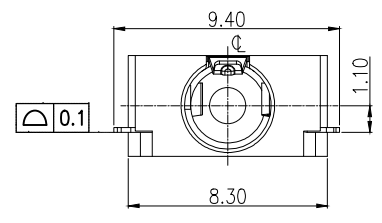


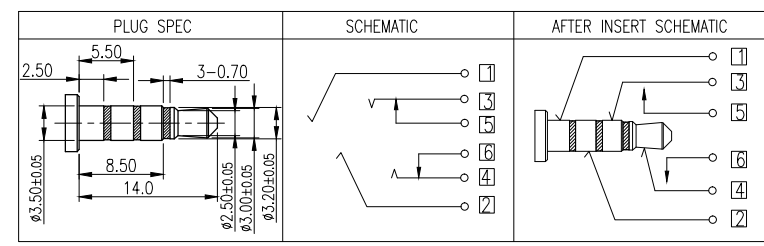
NOTES:

1. REQUEST OF THE SPECIFICATION:
 - 1.1 CONTACT CURRENT RATING: 1A.;
 - 1.2 CONTACT RESISTANCE: 50 mΩ MAX.;
 - 1.3 INSULATION RESISTANCE: 100MΩ MIN.;
 - 1.4 DIELECTRIC WITHSTANDING: 500V AC MIN.;
 - 1.5 DURABILITY: 5,000 CYCLES MIN.;
 - 1.6 CONNECTOR MATING FORCES: 29.8N (3.00Kgf) MAX.;
 - 1.7 CONNECTOR UNMATING FORCES: 2.98N(0.30Kgf) MIN.;



3D VIEW

RECOMMENDED P.C.B LAYOUT
TOP VIEW (TOLRANCE:±0.05)



ITEM	NAME	Q'TY	DESCRIPTION	NOTE
7	TERMINAL 6#	1		
6	TERMINAL 5#	1	PHOSPHOR BRONZE; NICKEL UNDER PLATING OVERALL,GOLD PLATING ON SOLDER AREA ;GOLD PLATING ON CONTACT AREA	
5	TERMINAL 4#	1		
4	TERMINAL 3#	1	PHOSPHOR BRONZE; NICKEL UNDER PLATING OVERALL,GOLD PLATING ON SOLDER AREA ;GOLD PLATING ON CONTACT AREA	
3	TERMINAL 2#	1		
2	TERMINAL 1#	1	PHOSPHOR BRONZE; THE BOTTOM OF THE NICKEL; THE WHOLE GOLD PLATING.	
1	HOUSING	1	PPA COLOR BLACK	

HADFU ELECTRONCS TECHNOLOGY CO.,LTD

COPYRIGHT RESERVED,PLEASE DO NOT COPY.

PART NAME		PHONE JACK		DRAWING	Y,C,ZHANG	DWG.No.	SBICL
PART NO.		PJ-399E-WH		CHECK	G.C.Chen	REV.	A1
UNIT : mm	TOLERANCE	UP TO 5	±0.2	APPROVAL	SCALE	DATE	PAGE
	OTHERWISE	ABOVE 5~30	±0.3			1 OF 1	
		ABOVE 30	±0.5		2:1		
		ANGLE	±3°				