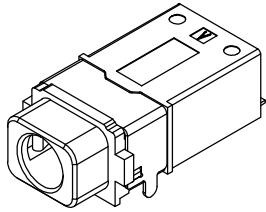


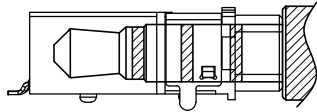
RoHS
Compliant

SPECIFICATION:

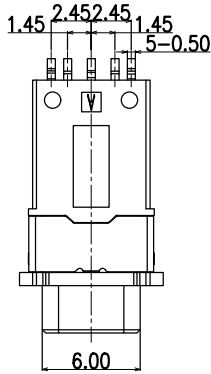
1. CURRENT RATING:DC 0.5A MAX.
2. VOLTAGE RATING:DC 12V.
3. CONTACT RESISTANCE:50mΩ MAX.
4. INSULATION RESISTANCE:100MΩ MIN. AT 500V DC.
5. WITHSTANDING VOLTAGE:500V AC FOR 1 MINUTE.
6. LIFE TEST:5000 CYCLES MIN,
7. MATING FORCE:3~30N,
UNMATING FORCE:3~30N.
8. TEPROOF LEVEL:IPX7



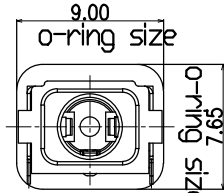
3D VIEW



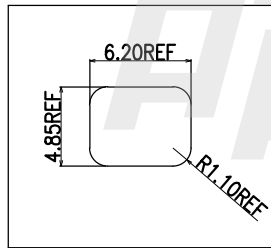
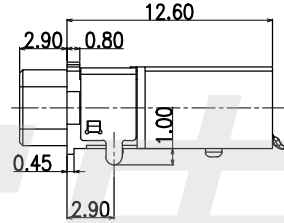
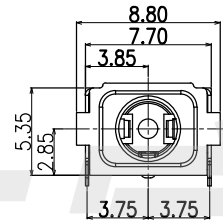
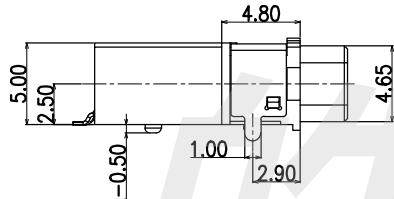
PLUG MATE DRAWING



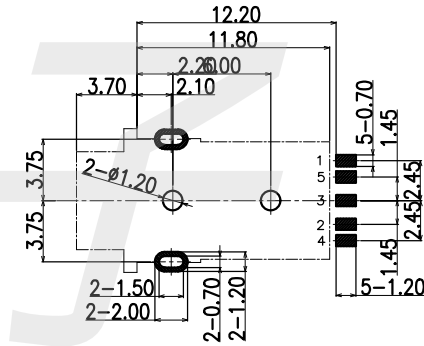
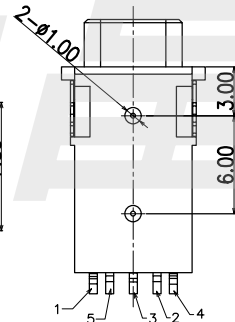
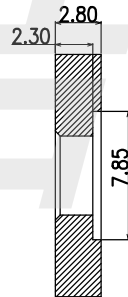
(uncompressed)



(uncompressed)

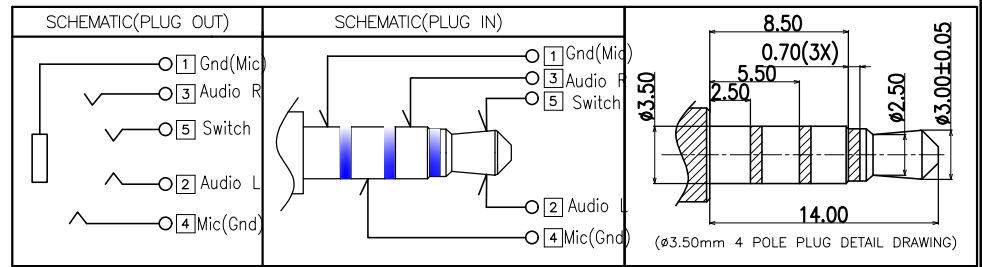


面板开孔参考尺寸



RECOMMENDED P.C.B LAYOUT
TOP VIEW

ITEM	NAME	Q'TY	DESCRIPTION	NOTE
8	COVER	1	HIGH TEMPERATURE PLASTIC COLOR BLACK	
7	HOUSING	1	HIGH TEMPERATURE PLASTIC COLOR BLACK	
6	SHELL	1	PHOSPHOR BRONZE; NICKEL PLATED OVERALL	
5	TERMINAL 5#	1		
4	TERMINAL 4#	1	PHOSPHOR BRONZE; GOLD FLASH ON CONTACT AREA; SOLDER TAIL AREA, ALL OVER NICKEL PLATED	GOLD FLASH PLATING ON SOLDER TAIL AREA, ALL OVER NICKEL PLATED
3	TERMINAL 3#	1		
2	TERMINAL 2#	1	PHOSPHOR BRONZE; GOLD FLASH ON CONTACT AREA; SOLDER TAIL AREA, ALL OVER NICKEL PLATED	GOLD FLASH PLATING ON SOLDER TAIL AREA, ALL OVER NICKEL PLATED
1	TERMINAL 1#	1		



HAOFU ELECTRONICS TECHNOLOGY CO.,LTD

COPYRIGHT RESERVED,PLEASE DO NOT COPY.

PART NAME		PHONE JACK		DRAWING	Y,C,ZHANG	DWG.No.	SBICL
PART NO.		PJ-611		CHECK	G.C.Chen	REV.	A1
UNIT : mm	TOLERANCE	UP TO 5	±0.2	APPROVAL	SCALE	DATE	
	OTHERWISE	ABOVE 5~30	±0.3			PAGE	1 OF 1
		ABOVE 30	±0.5		2:1		
		ANGLE	±3°				