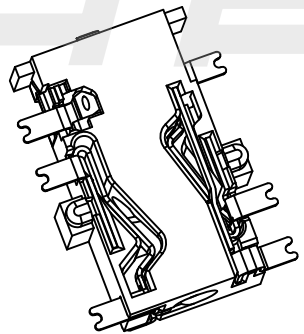
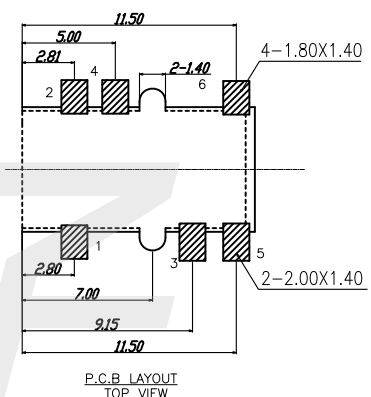
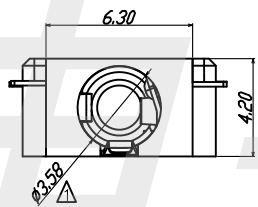
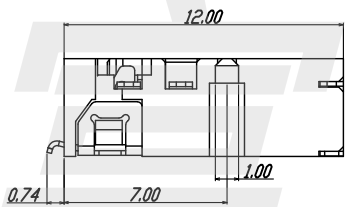
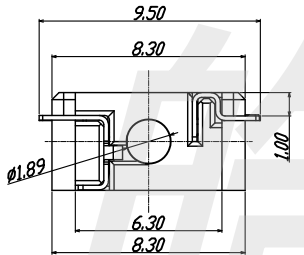
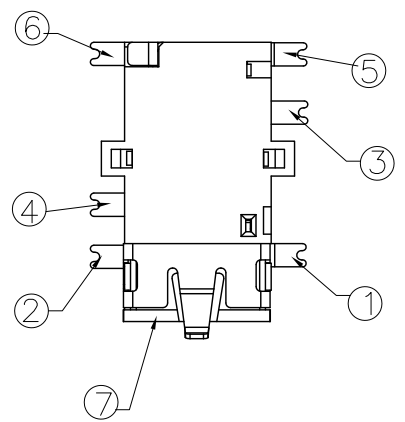
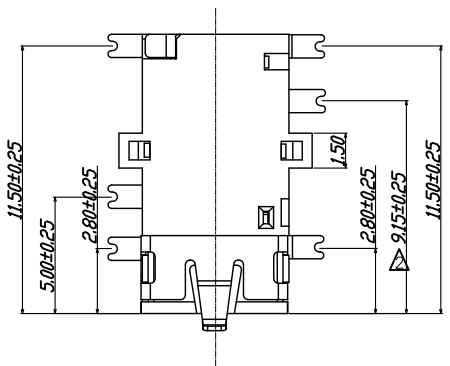
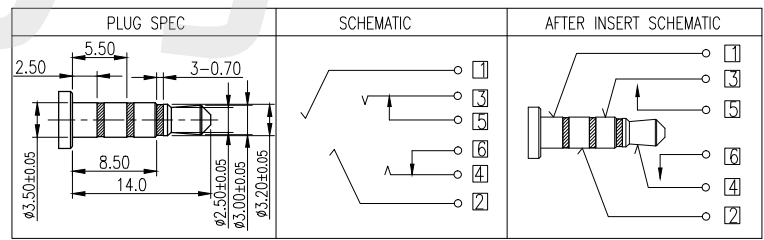


NOTES:

1. REQUEST OF THE SPECIFICATION:
 - 1.1 CONTACT CURRENT RATING: 1A.;
 - 1.2 CONTACT RESISTANCE: 50 mΩ MAX.;
 - 1.3 INSULATION RESISTANCE: 100MΩ MIN.;
 - 1.4 DIELECTRIC WITHSTANDING: 500V AC MIN.;
 - 1.5 DURABILITY: 5,000 CYCLES MIN.;
 - 1.6 CONNECTOR MATING FORCES: 29.8N (3.00KgF) MAX.;
 - 1.7 CONNECTOR UNMATING FORCES: 2.98N(0.30KgF) MIN.;



3D VIEW



7	TERMINAL 6#	1	
6	TERMINAL 5#	1	PHOSPHOR BRONZE; NICKEL UNDER PLATING OVERALL,GOLD PLATING ON SOLDER AREA ;GOLD PLATING ON CONTACT AREA
5	TERMINAL 4#	1	
4	TERMINAL 3#	1	PHOSPHOR BRONZE; NICKEL UNDER PLATING OVERALL,GOLD PLATING ON SOLDER AREA ;GOLD PLATING ON CONTACT AREA
3	TERMINAL 2#	1	
2	TERMINAL 1#	1	PHOSPHOR BRONZE; THE BOTTOM OF THE NICKEL; THE WHOLE GOLD PLATING.
1	HOUSING	1	PPA COLOR BLACK
ITEM	NAME	Q'TY	DESCRIPTION
			NOTE

HADFU ELECTRONCS TECHNOLOGY CO.,LTD

COPYRIGHT RESERVED,PLEASE DO NOT COPY.

PART NAME		PHONE JACK		DRAWING		Y,C,ZHANG		DWG.No.		SBICL	
PART NO.		PJ-3510-W		CHECK		G.C.Chen		REV.		A1	
	UNIT :	TOLERANCE OTHERWISE	UP TO 5	±0.2	ANGLE	APPROVAL		DATE			
	mm		ABOVE 5~30	±0.3		SCALE		PAGE		1 OF 1	
			ABOVE 30	±0.5		2:1					
			ANGLE	±3°							