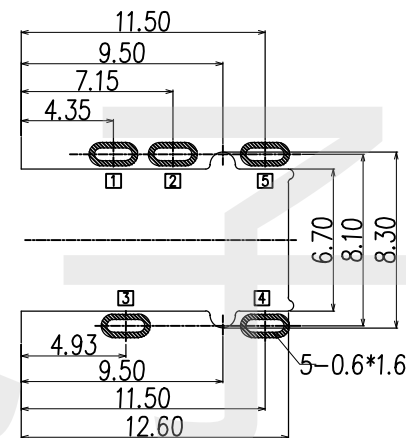
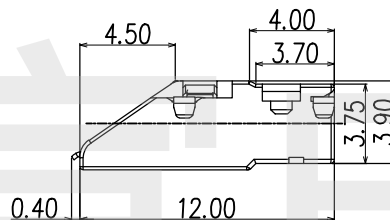
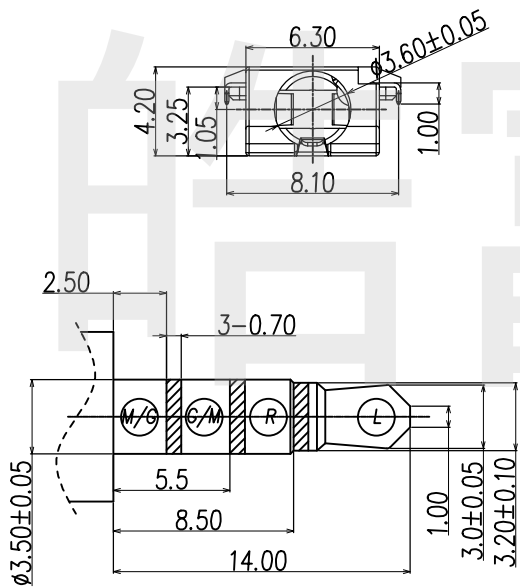


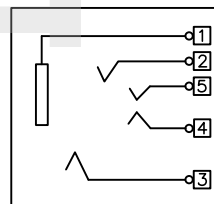
3D VIEW

SPECIFICATION:

1. ELECTRICAL CHARACTERISTICS
 - 1-1. CURRENT RATING:DC 1.0A MAX.
 - 1-2. VOLTAGE RATING:DC 12V.
 - 1-3. CONTACT RESISTANCE:100mΩ MAX. (INITIAL)
100mΩ MAX. (AFTER LIFE TEST)
 - 1-4. INSULATION RESISTANCE:1000MΩ MIN. AT 500V DC.
 - 1-5. WITHSTANDING VOLTAGE:500V AC FOR 1 MINUTE.
2. MECHANICAL CHARACTERISTICS
 - 2-1. LIFE TEST:5000 CYCLES MIN,
 - 2-2. MATING FORCE:3~30N,
UNMATING FORCE:3~30N.



RECOMMENDED P.C.B LAYOUT
TOP VIEW (TOLRANCE:±0.05)



SCHEMATIC

5	HOUSING	1	HIGH TEMP PLASTIC,COLOR BLACK	
4	TERMINAL 4	1	PHOSPHOR BRONZE; NICKEL UNDER PLATING OVERALL,GOLD PLATING ON SOLDER AREA;GOLD PLATING ON CONTACT AREA.	
3	TERMINAL 3	1	PHOSPHOR BRONZE; NICKEL UNDER PLATING OVERALL,GOLD PLATING ON SOLDER AREA;GOLD PLATING ON CONTACT AREA.	
2	TERMINAL 2	1	PHOSPHOR BRONZE; NICKEL UNDER PLATING OVERALL,GOLD PLATING ON SOLDER AREA;GOLD PLATING ON CONTACT AREA.	
1	TERMINAL 1	2	PHOSPHOR BRONZE; NICKEL UNDER PLATING OVERALL,GOLD PLATING ON SOLDER AREA;GOLD PLATING ON CONTACT AREA.	
ITEM	NAME	Q'TY	DESCRIPTION	NOTE

HADFU ELECTRONCS TECHNOLOGY CO.,LTD

PART NAME		PHONE JACK		DRAWING	Y,C,ZHANG	DWG.No.	SBICL
PART NO.		PJ-626		CHECK	G.C.Chen	REV.	A1
UNIT : mm	TOLERANCE	UP TO 5	±0.2	APPROVAL	DATE	PAGE	1 OF 1
	OTHERWISE	ABOVE 5~30	±0.3				
		ABOVE 30	±0.5	SCALE	2:1		
		ANGLE	±3°				

COPYRIGHT RESERVED,PLEASE DO NOT COPY.