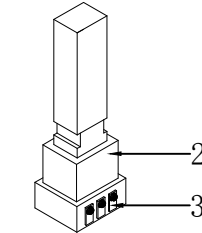
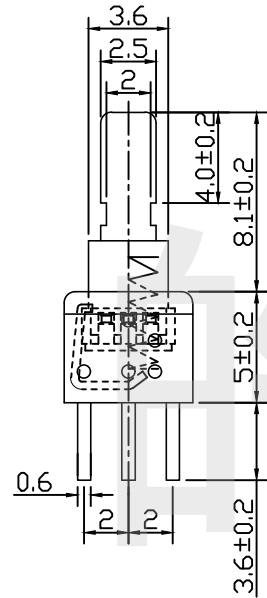


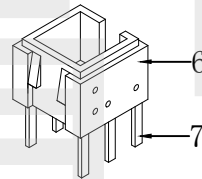
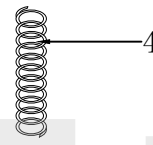
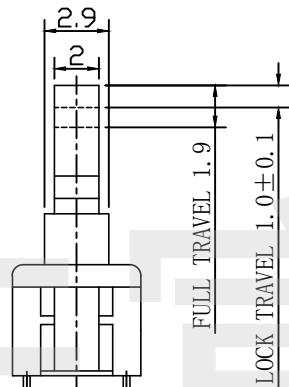
ELECTRICAL CHARACTERISTICS

1. RATING: DC 50V 0.5A
2. CONTACT RESISTANCE: 100mΩ MAX
3. INSULATION RESISTANCE: 100MΩ MIN
4. DIELECTRIC STRENGTH: AC 250V(50~60Hz)/60S

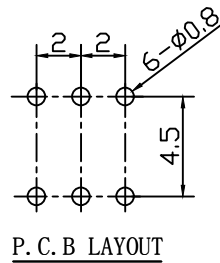
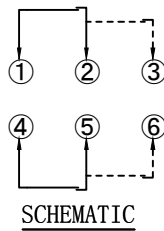
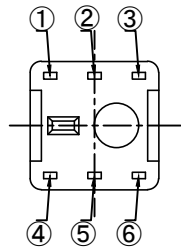


MECHANICAL CHARACTERISTICS

1. PRACTICAL TEMPERATURE RANG: -40°C~+85°C
2. OPERATING FORCE: 180±50gf
3. MECHANICAL LIFE: 30,000 cycles



8				
7	TERMINAL	BRASS STRIP	6	Ag PLATED
6	CASE	PA66	1	GRAY
5	LOCK PIN	SUS WIRE	1	NATURAL
4	SPRING	SUS WIRE	1	NATURAL
3	CONTACT	PBS	2	Ag PLATED
2	KNOB	PBT	1	BLACK
1	COVER	PBT	1	BLACK
NO.	PART NAME	MATERIAL	QTY.	FINISHING



HAOFU ELECTRONCS TECHNOLOGY CO., LTD

PART NAME		PUSH SWITCH		DRAWING	Y,C,ZHANG	DWG.No.	SBICL
PART NO.		PB22E60LJG		CHECK	G.C.Chen	REV.	A1
UNIT :	mm	TOLERANCE	UP TO 5	±0.2	APPROVAL	DATE	PAGE
		OTHERWISE	ABOVE 5~30	±0.3			
		ANGLE	ABOVE 30	±0.5	SCALE	2:1	1 OF 1
		ANGLE	ANGLE	±3°			

COPYRIGHT RESERVED,PLEASE DO NOT COPY.