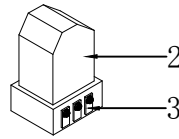
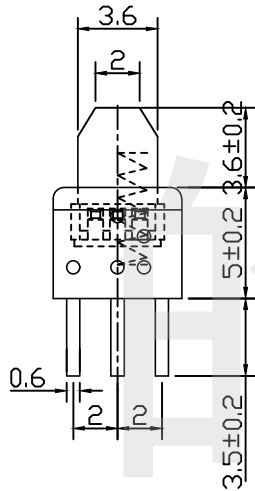


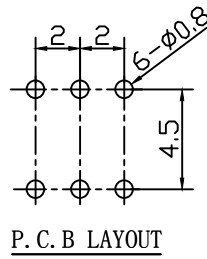
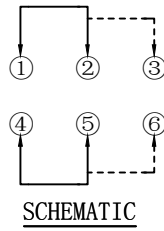
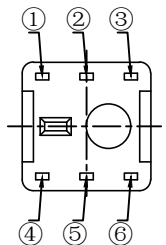
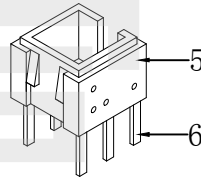
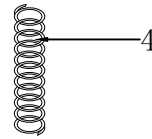
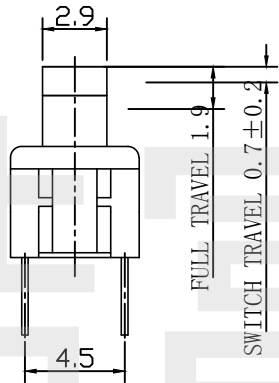
ELECTRICAL CHARACTERISTICS

1. RATING: DC 50V 0.5A
2. CONTACT RESISTANCE: 100mΩ MAX
3. INSULATION RESISTANCE: 100MΩ MIN
4. DIELECTRIC STRENGTH: AC 250V(50~60Hz)/60S



MECHANICAL CHARACTERISTICS

1. PRACTICAL TEMPERATURE RANG: -40°C~+85°C
2. OPERATING FORCE: 250±50gf
3. MECHANICAL LIFE: 20,000 cycles



8				
7				
6	TERMINAL	BRASS	6	Ag PLATED
5	CASE	PA66	1	GRAY
4	SPRING	SUS	1	NATURAL
3	CONTACT	BRONZE	2	Ag PLATED
2	KNOB	POM	1	WHITE
1	COVER	PPA	1	BLACK
NO.	PART NAME	MATERIAL	QTY.	FINISHING

HAOFU ELECTRONCS TECHNOLOGY CO., LTD

PART NAME		PUSH SWITCH		DRAWING	Y,C,ZHANG	DWG.No.	SBICL
PART NO.		PB22E63NL		CHECK	G.C.Chen	REV.	A1
UNIT : mm	TOLERANCE OTHERWISE	UP TO 5	±0.2	ANGLE	APPROVAL	DATE	
		ABOVE 5~30	±0.3				
		ABOVE 30	±0.5	0°±3'	SCALE	PAGE	1 OF 1
		ANGLE	±3'		2:1		

COPYRIGHT RESERVED,PLEASE DO NOT COPY.