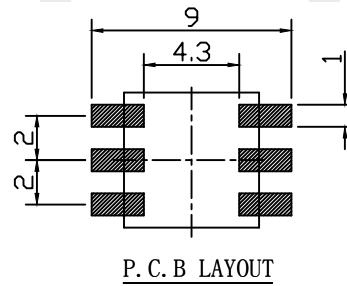
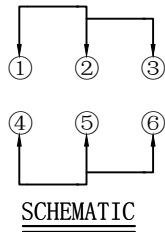
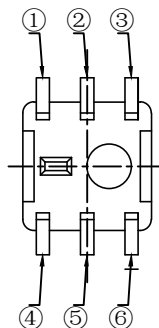
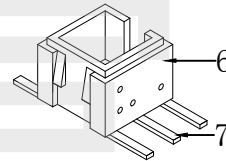
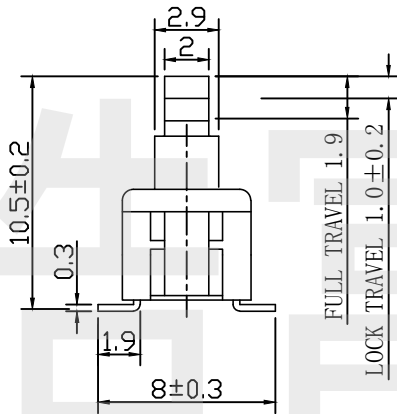
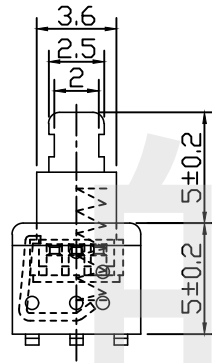
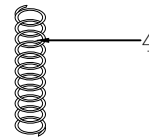
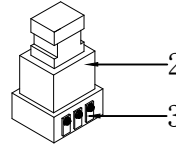
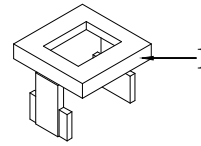
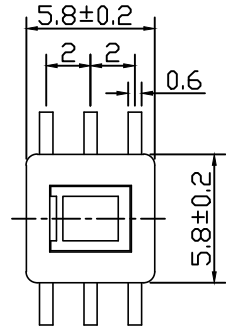


ELECTRICAL CHARACTERISTICS

1. RATING: DC 50V 0.5A
2. CONTACT RESISTANCE: 100mΩ MAX
3. INSULATION RESISTANCE: 100MΩ MIN
4. DIELECTRIC STRENGTH: AC 250V(50~60Hz)/60S

MECHANICAL CHARACTERISTICS

1. PRACTICAL TEMPERATURE RANG: -40℃~+85℃
2. OPERATING FORCE: 180±50gf
3. MECHANICAL LIFE: 20,000 cycles



NO.	PART NAME	MATERIAL	QTY.	FINISHING
8				
7				
6	TERMINAL	BRASS STRIP	6	Ag PLATED
5	CASE	PPA	1	WHITE
4	SPRING	SUS WIRE	1	NATURAL
3	CONTACT	BRONZE	2	Ag PLATED
2	KNOB	PPA	1	WHITE
1	COVER	PPA	1	BLACK

HAOFU ELECTRONCS TECHNOLOGY CO., LTD

PART NAME		PUSH SWITCH		DRAWING	Y,C,ZHANG	DWG.No.	SBICL
PART NO.		PB22E60LSMTG100		CHECK	G.C.Chen	REV.	A1
UNIT :	mm	TOLERANCE	UP TO 5	APPROVAL	SCALE	DATE	PAGE
		OTHERWISE	ABOVE 5~30				
			±0.2		2:1		1 OF 1
			±0.3				
			±0.5				
			±3°				

COPYRIGHT RESERVED,PLEASE DO NOT COPY.