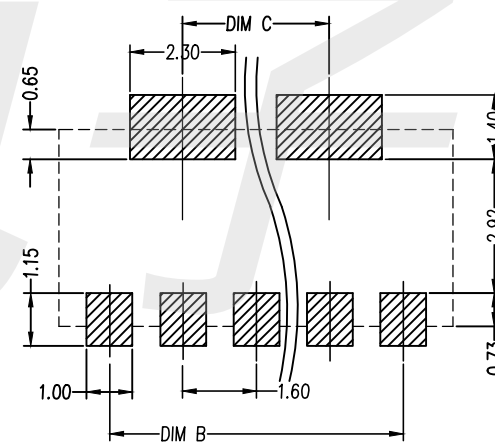
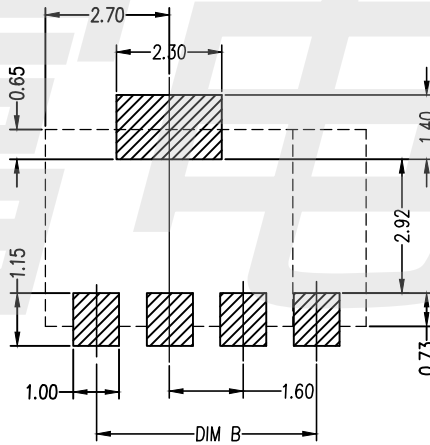
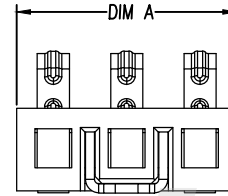
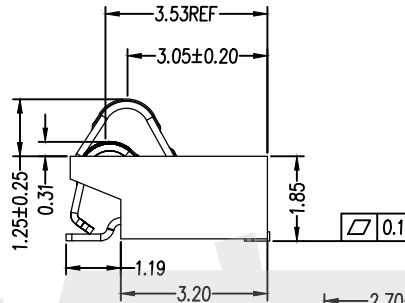
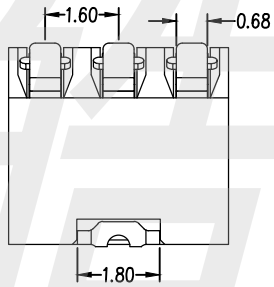
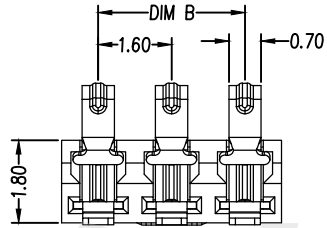
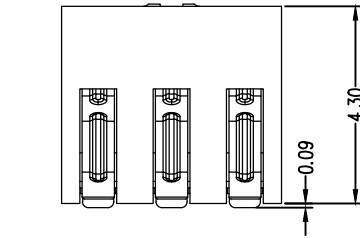
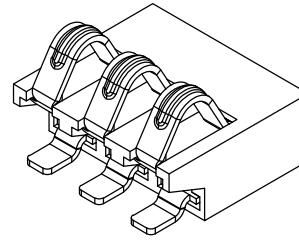


RoHS
Compliant

-NOTES-

- 1.Electrical:
Contact resistance:50m ohms max.
Dielectric withstanding voltage:250V RMS.
Insulation resistance:1000M ohms min.
- 2.Mechanical:
MATE AND UNMATE FORCE:
MATE FORCE:2.5kg MAX
UNMATE FORCE:0.5kg MIN
Durability:3000cycles MIN.
- 3.Environment:
Operating Temperature: -55°to+105°.
- 4.FINISH:
TERMINAL: GOLD Plated ALL Over NICKEL.
- 5.MATERIAL:
5.1.Housing: HI-TEMP Plastic,UL94V-0,black;
5.2.Terminal: Coppy alloy,T=0.15mm
5.3 Stator:Brass T=0.20mm



RECOMMENDED PCB LAYOUT
TOL:(±0.05)

BC10P16H180-R125	16.00	14.40	11.20
BC9P16H180-R125	14.40	12.80	9.60
BC8P16H180-R125	12.80	11.20	8.00
BC7P16H180-R125	11.20	9.60	6.40
BC6P16H180-R125	9.60	8.00	4.80
BC5P16H180-R125	8.00	6.40	3.20
BC4P16H180-R125	6.40	4.80	0
BC3P16H180-R125	4.80	3.20	0
BE FILED	DIMA	DIMB	DIMC

HAOFU ELECTRONCS TECHNOLOGY CO.,LTD

COPYRIGHT RESERVED,PLEASE DO NOT COPY.

PART NAME		CONNECTOR		DRAWING	Y,C,ZHANG	DWG.No.	SBICL
PART NO.		BCNP16H180-R125		CHECK	G.C.Chen	REV.	A1
UNIT : mm	TOLERANCE OTHERWISE	UP TO 5	±0.2	ANGLE	APPROVAL	DATE	PAGE
		ABOVE 5 ~30	±0.3				
		ABOVE 30	±0.5	0°±3'	SCALE	2:1	1 OF 1
		ANGLE	±3'				