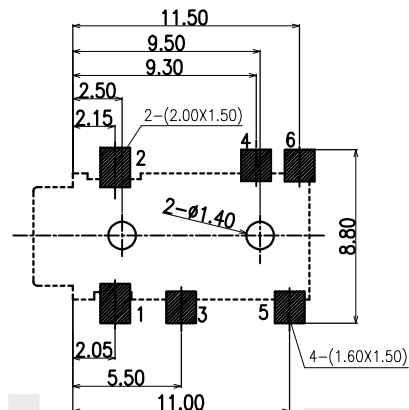
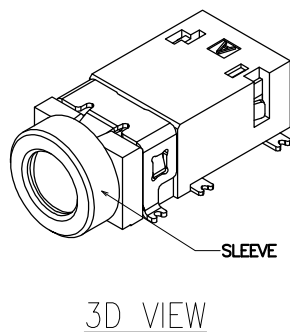
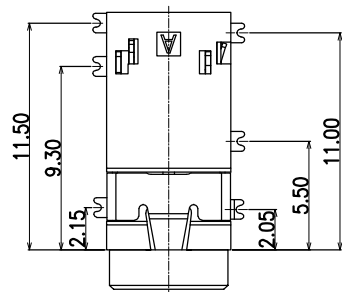


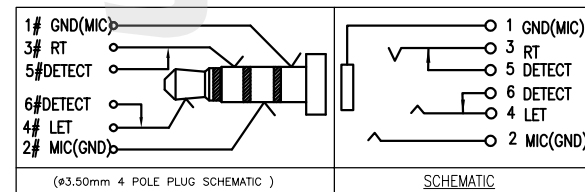
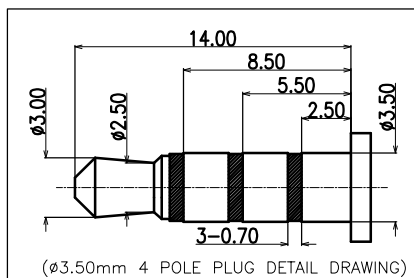
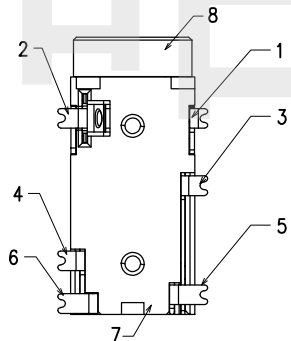
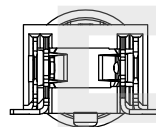
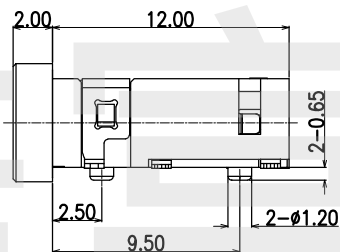
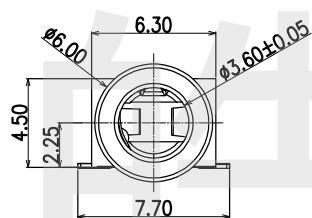
FOR REFERENCE ONLY

RoHS Compliant
Halogen Free

SYMBOL	REV.	REVISION	APPROVAL	DATE



- CONTACT CURRENT RATING: 1A.
- CONTACT RESISTANCE: 30 mΩ MAX.;
- INSULATION RESISTANCE: 100MΩ MIN.;
- DIELECTRIC WITHSTANDING: 500V AC MIN.;
- DURABILITY: 5,000 CYCLES MIN.;
- CONNECTOR MATING FORCES: 30N MAX.;
- CONNECTOR UNMATING FORCES: 3N MIN.;



ITEM	NAME	Q'TY	DESCRIPTION	NOTE
8	SLEEVE	1	COPPER ALLOY;THE BOTTOM OF THE NICKEL; THE WHOLE GOLD PLATING.	
7	HOUSING	1	HIGHT TEMPERATURE PLASTIC COLOR BLACK	
6	TERMINAL 6#	1		T=0.25mm
5	TERMINAL 5#	1	COPPER ALLOY; THE BOTTOM OF THE NICKEL,GOLD PLATING ON SOLDER AREA ;	T=0.25mm
4	TERMINAL 4#	1		T=0.25mm
3	TERMINAL 3#	1	COPPER ALLOY; NICKEL UNDER PLATING OVERALL,GOLD PLATING ON SOLDER AREA ;GOLD PLATING ON CONTACT AREA	T=0.20mm
2	TERMINAL 2#	1		T=0.25mm
1	TERMINAL 1#	1	COPPER ALLOY; THE BOTTOM OF THE NICKEL; THE WHOLE GOLD PLATING.	T=0.25mm

CIKI 东莞市皓富电子科技有限公司
DONGGUAN CITY HAOFU ELECTRONCS TECHNOLOGY CO.,LTD

COPYRIGHT RESERVED, PLEASE DO NOT COPY.

PART NAME	DC JACK	DRAWING	Z. L. Liang	DWG. No.	ST0015
PART NO.	PJ-3136A-0	CHECK	G. C. Chen	REV.	A0
UNIT : mm	TOLERANCE UNLESS X. X ± 0.3 X. XX ± 0.2 X. XXX ± 0.1 OTHERWISE SPECIFIED	ANGLE ±2°	APPROVAL G. C. Chen	DATE 2020-Oct-11	
		SCALE 1:1	PAGE	1 OF 1	