FOR REFERENCE ONLY

RoHS Compliant
Halogen Free

SYMBOL	REV.	REVISION	APPROVAL	DATE

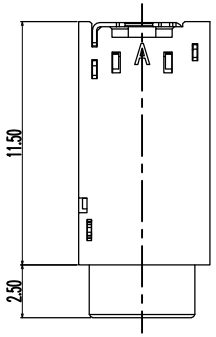

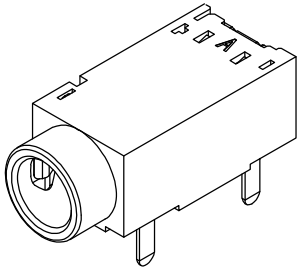

3D VIEW

1. CONTACT CURRENT RATING: 1A.
2. CONTACT RESISTANCE: 100 mΩ MAX.;
3. INSULATION RESISTANCE: 1000Ω MIN.;
4. DIELECTRIC WITHSTANDING: 500V AC MIN.;
5. DURABILITY: 5,000 CYCLES MIN.;
6. CONNECTOR MATING FORCES: 30N MAX.;
7. CONNECTOR UNMATING FORCES: 3N MIN.;

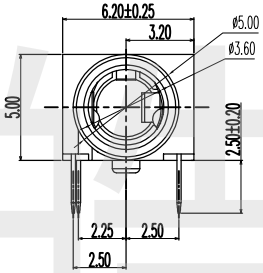

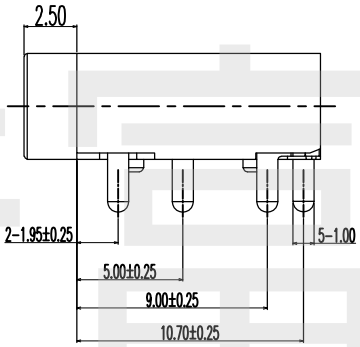

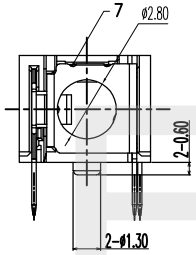

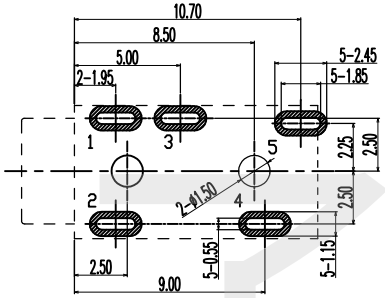

P.C.B LAYOU
TOP VIEW

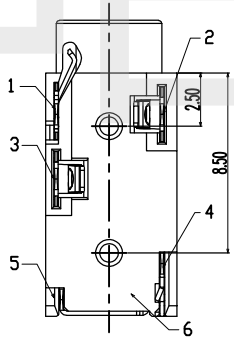

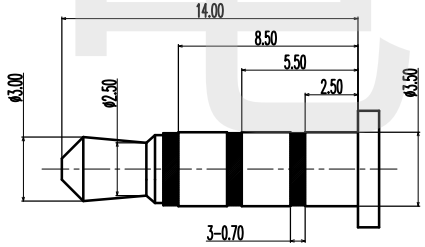

(ø3.50mm 4 POLE PLUG DETAIL DRAWING)

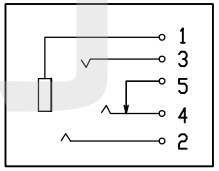

SCHEMATIC

ITEM	NAME	Q'TY	DESCRIPTION	NOTE
7	FAKE PIN	1	STAIMLESS STEEL; CLEANING.	T=0.20mm
6	HOUSING	1	HIGH TEMP PLASTIC,COLOR BLACK.	
5	TERMINAL 5#	1	BRASS; THE BOTTOM OF THE NICKEL;THE WHOLE MATTE TIN PLATING.	T=0.20mm
4	TERMINAL 4#	1	STAIMLESS STEEL; THE BOTTOM OF THE NICKEL;THE WHOLE MATTE TIN PLATING.	T=0.20mm
3	TERMINAL 3#	1	PHORPHOS BRONZE; THE BOTTOM OF THE NICKEL;THE WHOLE MATTE TIN PLATING.	T=0.20mm
2	TERMINAL 2#	1		T=0.20mm
1	TERMINAL 1#	1		T=0.20mm

CIKI 东莞市皓富电子科技有限公司
DONGGUAN CITY HAOFU ELECTRIONCS TECHNOLOGY CO.,LTD

COPYRIGHT RESERVED, PLEASE DO NOT COPY.

PART NAME	DC JACK			DRAWING	Z. L. Liang	DWG. No.	ST0015
PART NO.	PJ-3202A			CHECK	G. C. Chen	REV.	A0
UNIT : mm	TOLERANCE UNLESS OTHERWISE SPECIFIED	X. X ± 0. 3 X. XX ± 0. 2 X. XXX ± 0. 1	ANGLE ±2°	APPROVAL	G. C. Chen	DATE	2020-Oct-11
				SCALE	1:1	PAGE	1 OF 1