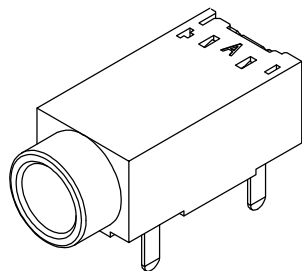
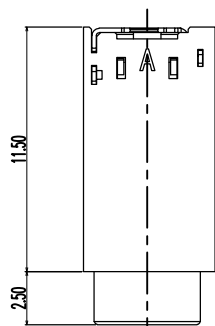


FOR REFERENCE ONLY

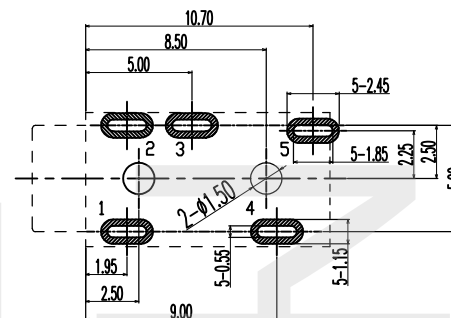
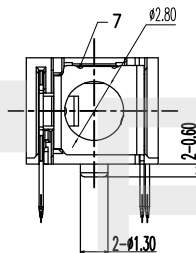
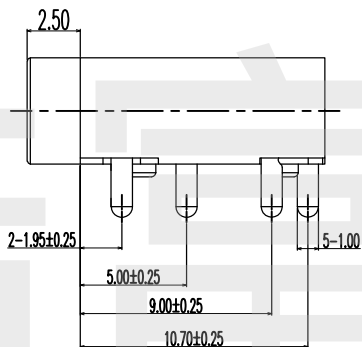
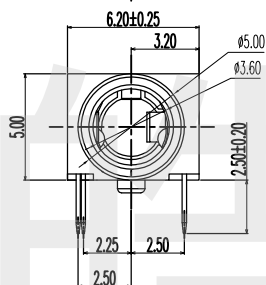
RoHS Compliant
Halogen Free

SYMBOL	REV.	REVISION	APPROVAL	DATE

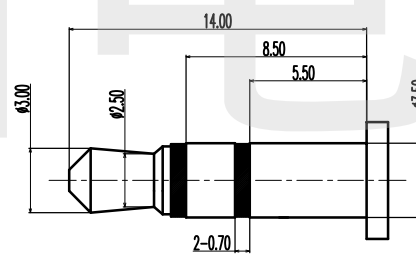
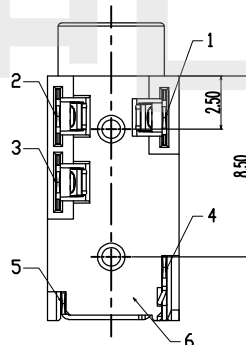
- CONTACT CURRENT RATING: 1A.
- CONTACT RESISTANCE: 100 mΩ MAX.;
- INSULATION RESISTANCE: 1000Ω MIN.;
- DIELECTRIC WITHSTANDING: 500V AC MIN.;
- DURABILITY: 5,000 CYCLES MIN.;
- CONNECTOR MATING FORCES: 30N MAX.;
- CONNECTOR UNMATING FORCES: 3N MIN.;



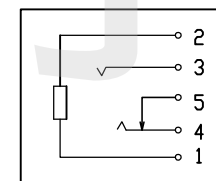
3D VIEW



P.C.B LAYOUT
TOP VIEW



(ø3.50mm 3 POLE PLUG DETAIL DRAWING)



SCHEMATIC

ITEM	NAME	QTY	DESCRIPTION	NOTE
7	FAKE PIN	1	STAINLESS STEEL; CLEANING.	T=0.20mm
6	HOUSING	1	HIGH TEMP PLASTIC,COLOR BLACK.	
5	TERMINAL 5#	1	BRASS; THE BOTTOM OF THE NICKEL;THE WHOLE MATTE TIN PLATING.	T=0.20mm
4	TERMINAL 4#	1	STAINLESS STEEL; THE BOTTOM OF THE NICKEL;THE WHOLE MATTE TIN PLATING.	T=0.20mm
3	TERMINAL 3#	1		T=0.20mm
2	TERMINAL 2#	1	PHORPHOS BRONZE; THE BOTTOM OF THE NICKEL;THE WHOLE MATTE TIN PLATING.	T=0.20mm
1	TERMINAL 1#	1		T=0.20mm

CIKI 东莞市皓富电子科技有限公司
DONGGUAN CITY HAOFU ELECTRONCS TECHNOLOGY CO.,LTD

COPYRIGHT RESERVED, PLEASE DO NOT COPY.

PART NAME	DC JACK	DRAWING	Z. L. Liang	DWG. No.	ST0015
PART NO.	PJ-3202C	CHECK	G. C. Chen	REV.	A0
UNIT : mm	TOLERANCE UNLESS OTHERWISE SPECIFIED X. X ± 0.3 X. XX ± 0.2 X. XXX ± 0.1	ANGLE APPROVAL	G. C. Chen	DATE	2020-Oct-11
		SCALE	1:1	PAGE	1 OF 1