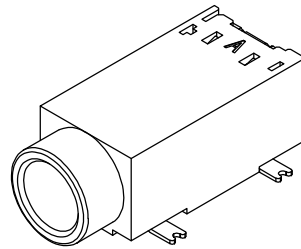
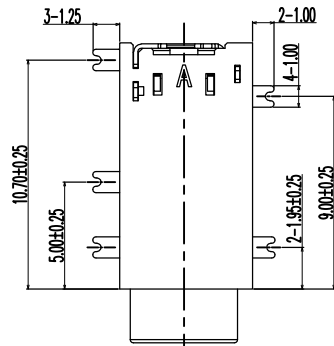


FOR REFERENCE ONLY

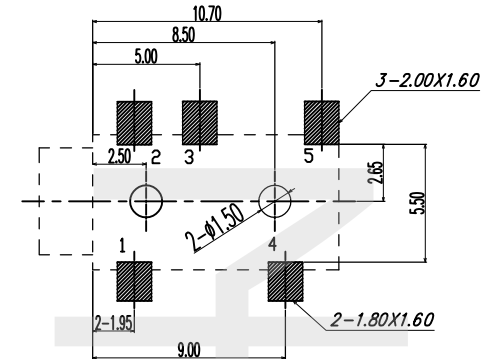
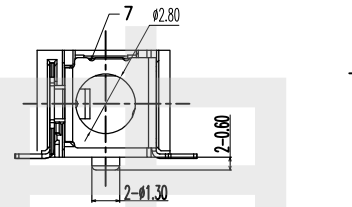
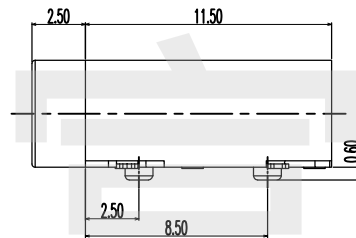
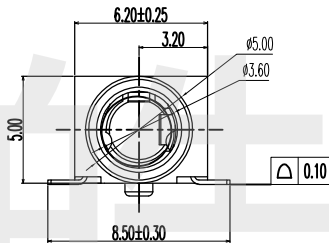
RoHS Compliant
Halogen Free

SYMBOL	REV.	REVISION	APPROVAL	DATE

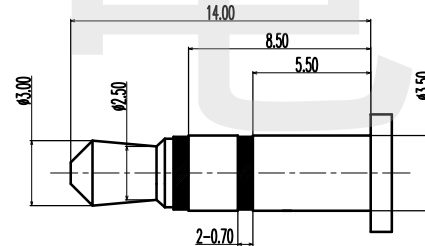
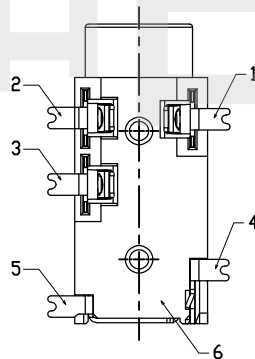


3D VIEW

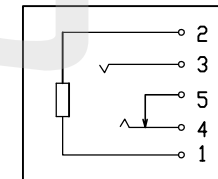
- CONTACT CURRENT RATING: 1A.
- CONTACT RESISTANCE: 100 mΩ MAX.;
- INSULATION RESISTANCE: 1000Ω MIN.;
- DIELECTRIC WITHSTANDING: 500V AC MIN.;
- DURABILITY: 5,000 CYCLES MIN.;
- CONNECTOR MATING FORCES: 30N MAX.;
- CONNECTOR UNMATING FORCES: 3N MIN.;



P.C.B LAYOUT
TOP VIEW



(ø3.50mm 3 POLE PLUG DETAIL DRAWING)



SCHEMATIC

7	FAKE PIN	1	STAINLESS STEEL; CLEANING.	T=0.20mm
6	HOUSING	1	HIGH TEMP PLASTIC,COLOR BLACK.	T=0.20mm
5	TERMINAL 5#	1	BRASS; THE BOTTOM OF THE NICKEL;THE WHOLE MATTE TIN PLATING.	T=0.20mm
4	TERMINAL 4#	1	STAINLESS STEEL; THE BOTTOM OF THE NICKEL;THE WHOLE MATTE TIN PLATING.	T=0.20mm
3	TERMINAL 3#	1	PHORPHOS BRONZE; THE BOTTOM OF THE NICKEL;THE WHOLE MATTE TIN PLATING.	T=0.20mm
2	TERMINAL 2#	1	PHORPHOS BRONZE; THE BOTTOM OF THE NICKEL;THE WHOLE MATTE TIN PLATING.	T=0.20mm
1	TERMINAL 1#	1	PHORPHOS BRONZE; THE BOTTOM OF THE NICKEL;THE WHOLE MATTE TIN PLATING.	T=0.20mm
ITEM	NAME	Q'TY	DESCRIPTION	NOTE

CIKI 东莞市皓富电子科技有限公司
DONGGUAN CITY HAOFU ELECTRONCS TECHNOLOGY CO.,LTD

COPYRIGHT RESERVED, PLEASE DO NOT COPY.

PART NAME	DC JACK		DRAWING	Z. L. Liang	DWG. No.	ST0015
PART NO.	PJ-3202D		CHECK	G. C. Chen	REV.	A0
UNIT : mm	TOLERANCE UNLESS OTHERWISE SPECIFIED	X. X ± 0. 3 X. XX ± 0. 2 X. XXX ± 0. 1	ANGLE	G. C. Chen	DATE	2020-Oct-11
			±2°	SCALE	1:1	PAGE
						1 OF 1

F

E

D

C

B

A